

# Comment report

---

*Lists all the questions in the survey and displays all the free text responses to these questions, if applicable.*

## Table of contents

Report info.....	1
<b>Question 1:</b> Constitutional Amendment #1: This amendment allows GPSA Council to move the GPSA Co.....	2
<b>Question 2:</b> Constitutional Amendment #2 This amendment allows GPSA to place constitutional amend.....	3
<b>Question 3:</b> GPSA Presidential Election (Vote for up to 1 candidate) .....	4

## Report info

**Report date:**

Monday, April 5, 2021 10:47:52 AM MDT

**Start date:**

Monday, March 29, 2021 7:59:00 AM MDT

**Stop date:**

Friday, April 2, 2021 12:04:00 AM MDT

**Stored responses:**

269

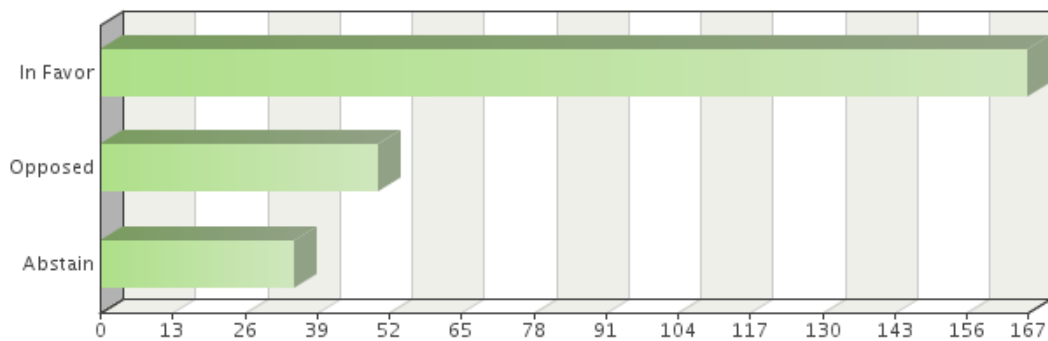
**Number of completed responses:**

254

# Question 1

## Constitutional Amendment #1:

This amendment allows GPSA Council to move the GPSA Council Chair Election to a month of their choosing rather than mandating it must occur at the April meeting.



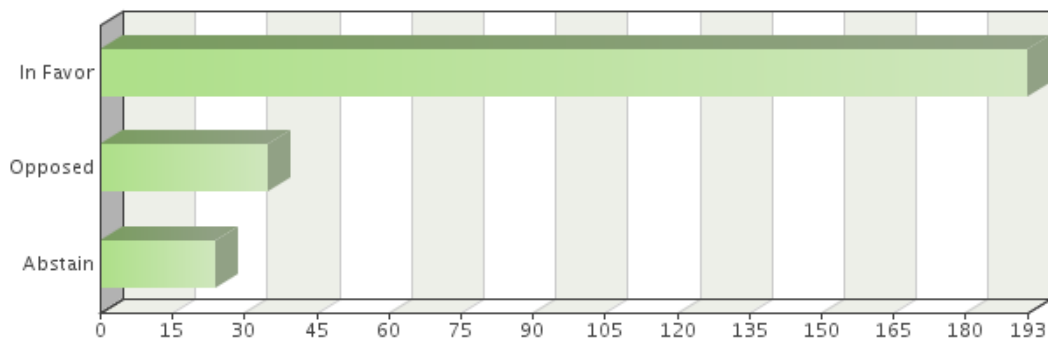
Frequency table

Choices	Absolute frequency	Cum. absolute frequency	Relative frequency	Cum. relative frequency	Adjusted relative frequency	Cum. adjusted relative frequency
In Favor	167	167	62.08%	62.08%	66.27%	66.27%
Opposed	50	217	18.59%	80.67%	19.84%	86.11%
Abstain	35	252	13.01%	93.68%	13.89%	100%
Sum:	252	-	93.68%	-	100%	-
Not answered:	17	-	6.32%	-	-	-
Average:	1.48	Minimum:	1	Variance:	0.53	
Median:	1	Maximum:	3	Std. deviation:	0.73	

**Total answered: 252**

## Question 2

**Constitutional Amendment #2** This amendment allows GPSA to place constitutional amendments on any GPSA election ballot rather than mandating amendments may only be placed on the General Election ballot in April.



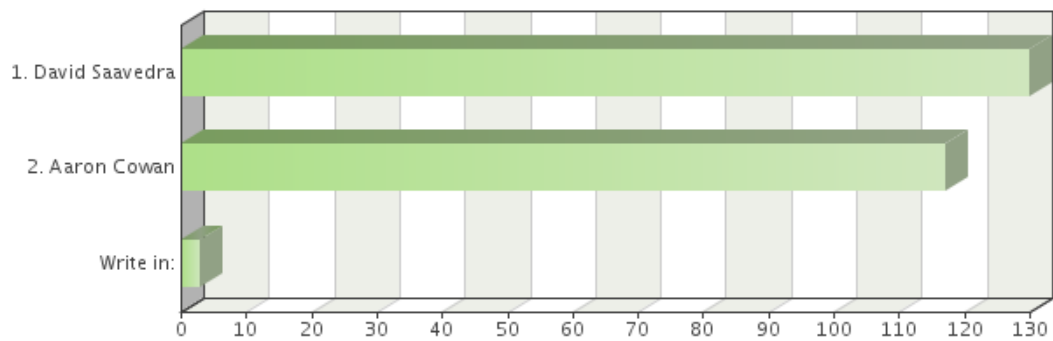
**Frequency table**

Choices	Absolute frequency	Cum. absolute frequency	Relative frequency	Cum. relative frequency	Adjusted relative frequency	Cum. adjusted relative frequency
In Favor	193	193	71.75%	71.75%	76.59%	76.59%
Opposed	35	228	13.01%	84.76%	13.89%	90.48%
Abstain	24	252	8.92%	93.68%	9.52%	100%
Sum:	252	-	93.68%	-	100%	-
Not answered:	17	-	6.32%	-	-	-
Average:	1.33	Minimum:	1	Variance:	0.41	
Median:	1	Maximum:	3	Std. deviation:	0.64	

**Total answered: 252**

### Question 3

GPSA Presidential Election (Vote for up to 1 candidate)



Frequency table

Choices	Absolute frequency	Cum. absolute frequency	Relative frequency	Cum. relative frequency	Adjusted relative frequency	Cum. adjusted relative frequency
1. David Saavedra	130	130	48.33%	48.33%	52%	52%
2. Aaron Cowan	117	247	43.49%	91.82%	46.8%	98.8%
Write in:	3	250	1.12%	92.94%	1.2%	100%
Sum:	250	-	92.94%	-	100%	-
Not answered:	19	-	7.06%	-	-	-
Average:	1.49	Minimum:	1	Variance:	0.28	
Median:	1	Maximum:	3	Std. deviation:	0.52	

**Total answered: 250**

Last choice text input

Paul Hunhoff

Alex Henkel

Neither